



City of Perth

Your quick guide to
Street Parking



Parking

The City of Perth has parking restrictions and parking laws which aim to improve the safety for all road users and to help keep the City accessible for residents and visitors. The City's Parking Information Officers administer the City of Perth Parking Local Law within the City's jurisdiction by responding to complaints and through regular patrols. Cautions and infringements are issued to vehicles parked in contravention of the local law.

Know your signs

All drivers should familiarise themselves with standard signage used throughout Western Australia.

Parking signs may have multiple panels to communicate a range of parking restrictions.

Bay markings and messages on ticket machines are a secondary precaution only.

Signs should be read from top to bottom and left to right noting the direction of the arrows applicable to where your vehicle is parked.

Always check that another restriction, such as;

- 'Clearway Zone 4.15 – 6pm Mon to Fri' or;
- 'Taxi Zone other times',

will not come into effect during the time you intend to park.



Time limits

You can only park for the time limit shown on the sign, the time starts as soon as you stop in the parking bay.

For example;

- 3P means you can park up to a maximum of 3 hours, and;
- ¼ P means you can park up to a maximum of 15 minutes.

Making additional payments i.e. re-feeding the parking meter or moving to a nearby bay will not reset the time limit.

Outside the days and times stipulated on the sign, you may park without restriction, unless there is another sign with additional restrictions indicating otherwise.

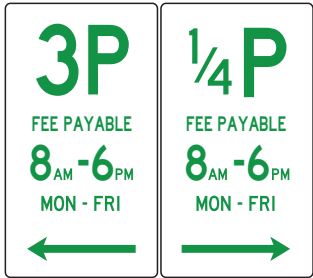
For further information regarding time restricted parking refer to "Frequently Used Signs" on our website www.visitperth.com/getting-around/parking

Ticket or meter parking

If a sign states 'fee payable' or 'ticket,' you must obtain a ticket for parking during the days and times specified on the signs at the nearest meter or ticket machines on the same side of the street, making sure to abide by the time limit.

For example;

- This sign indicates there is a maximum 2-hour time limit where you pay for parking Monday to Saturday between 8am and 6pm.
- On Sunday, you can park for free as there is no fee payable, however you must abide by the 2-hour time limit.

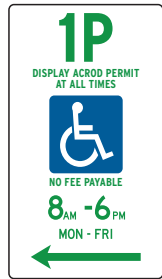


ACROD parking

Accessible parking spaces are provided to help people with limited mobility move in and out of their vehicles. Motorists are not permitted to stop in these spaces without displaying a valid Australian Disability Parking Scheme permit (ACROD permit) at all times.

For example;

- This sign means for holders of a valid ACROD permit there is a maximum 1-hour time limit Monday to Friday between 8am and 6pm. Parking is free of charge.
- Outside these times holders of a valid ACROD permit can park without restriction.



Concessions for ACROD Permit Holders

For further information regarding ACROD parking, including on-street parking concessions available for holders of an ACROD permit please refer to our website www.visitperth.com.au/getting-around/parking

Parking concessions for holders of an ACROD permit are also available in the City's CPP carparks. For further details please refer to our website www.cityofperthparking.com.au/disability-parking



Clearway zones

Clearways are used to improve traffic flow and illegally parked vehicles may be infringed and towed at the owners expense. Clearways operate during peak times.

During clearway you cannot stop for any reason or any length of time.

- **Clearway vehicle recovery**

If your vehicle has been towed from a clearway and you are seeking its recovery, please call 138 138 (Main Roads WA).



Loading zones

Only commercial vehicles defined under the City's Parking Local Law can use loading zones when picking up or dropping off goods.

Taxis, buses, trades, repair/service vehicles, on-demand vehicles or regular passenger vehicles cannot stop in a loading zone, even if loading or unloading.

The loading zone is in operation during the times shown on the sign. Outside of those times, any vehicle can park with no restrictions, unless there are other signs stating you cannot.

Refer to our website for further clarification of a commercial vehicle

www.visitperth.com.au/getting-around/parking



No stopping

No stopping signs mean you cannot stop for any reason or any length of time – even to quickly drop off passengers, with hazard lights on, with the engine running or with the driver still inside.

These signs are used to maintain safety, ensure traffic flow, provide turning room or restrict parking to authorised or specific vehicles and/or persons.



Permit excepted parking areas for residents

You can only park in a permit excepted parking area if you correctly display the permit specified on the sign.

For example;

- If you correctly display a valid Area 1 Resident Parking Permit, you can only park in an area that states Area 1 on the sign.



Taxi zones

Taxi zones are reserved for the exclusive use of taxis. Other vehicles including on-demand vehicles cannot stop in a taxi zone, even for a short period of time.

For a full list of frequently used signs in the City please refer to our website www.visitperth.com.au/getting-around/parking



Motorcycle parking

A motorcycle or scooter is permitted to park in motorcycle parking areas marked with 'M/C' stencilled on the bay surface.

Motorcycles are not permitted to park on the footpath or in regular bays which are specifically marked for vehicles i.e. cars, trucks.

Parking on public holidays

Some parking signs do not apply on a public holiday, if they don't apply it means you can park for free and for as long as you require.

A parking sign with any day of the week listed on it does not apply on a public holiday, for example, restrictions that apply 'Mon-Fri' or 'Sat' or 'Sun'.

A parking sign without any days of the week listed on it or a restriction which applies at all times, is applicable on public holidays.

For full description please refer to the City's website www.visitperth.com.au/getting-around/parking

Parking offences

Please refer to the City of Perth Parking Local Law for the full list of prescribed offences.

www.perth.wa.gov.au/council/reports-and-important-documents/local-laws

Infringements

If you received an infringement notice from the City of Perth, please follow the instructions printed on the back of the infringement notice.

Telephone enquiries can be made between 8.30am and 5.00pm Monday to Friday on 1300 366 461.

www.perth.wa.gov.au/forms-and-payments/payments-and-invoices/pay-or-appeal-an-infringement/parking-infringements

Parking regulations to be aware of that do not require a sign

Stopping on a footpath

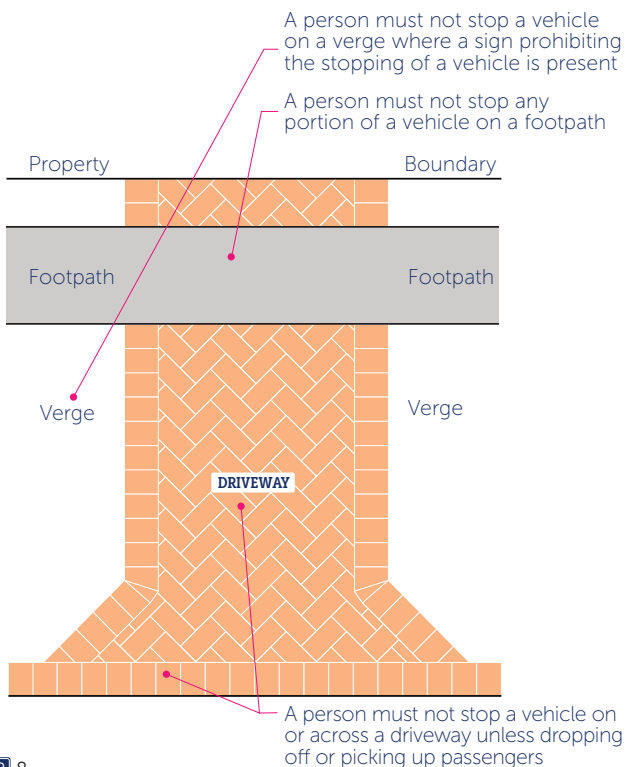
You cannot stop on a footpath or pedestrian refuge for any reason or length of time even with hazard lights or the engine on.

Stopping on a verge

Parking is not permitted on verges. However, where there are no signs that prohibit verge parking, with the adjacent resident's permission vehicles can park.

Residents can contact the City to report vehicles that have parked on their adjacent verge without permission.

To report a vehicle parking without permission, contact Parking Services on 08 9461 3888, Monday to Saturday 7am to 9pm and Sunday 8am to 5pm.



Stopping on or across a driveway

Obstructing access to a driveway poses a risk in the event of an emergency, you cannot leave your vehicle unattended or stop for longer than two minutes when dropping off or picking up passengers.

Stopped against the flow of traffic

You must park facing the same direction as the moving traffic. When parking in a two-way street you must park close to or parallel with the left boundary of the street. Unless signs indicate otherwise you may park on either side of the street in a one-way street.

Stopped on a reserve

The City's parks, gardens and reserves are not spaces where vehicles are permitted to park.

Areas you cannot stop a vehicle

There are a number of places you must not stop a vehicle unless a sign allows you to stop. Stopping in these areas can be dangerous to the driver and passengers of that vehicle, to other vehicles or to pedestrians, these are areas such as;

- In intersections or within 10 metres of an intersection that is not controlled by traffic lights; or within 20 metres of an intersection that is controlled by traffic lights.
- Between another stopped vehicle and the centre of the road.
- Within 20 metres of the approach side and 10 metres of the leaving side of a bus zone, pedestrian crossing or railway level crossing.
- Within 10 metres of the approach side and 3 metres of the leaving side of a pedestrian crossing that is not at an intersection.
- Within the head of a cul-de-sac.
- Less than 1.2 metres from another parked vehicle in unmarked parking areas.

Parking ticket machine faults

If the ticket machine isn't accepting one type of payment another method must be used to pay for parking. For example, if the credit card or parking card payment facility is offline, cash must be used.

If there is a fault with the ticket machine, please contact the City to advise of the fault.

When reporting a fault, take note of the ticket machine number and stand-by for a service request number. To validate parking, the service request number along with the date issued will need to be displayed on your dashboard.

An infringement can be issued if a current ticket or a service request number and date has not been displayed.

Below are the contact options to report a fault;

- Telephone: 1300 889 613
- Live chat: www.perth.wa.gov.au
- Online form: www.cityofperthparking.com.au/parking-machine-faults

How to avoid a parking infringement

Think about your needs and find a suitable parking space to meet them. A parking infringement can be avoided if you:

- Park your vehicle in an appropriate bay e.g. it would not be appropriate to park in a 15 minute parking bay to attend a job interview or medical appointment.
- Make sure you take the time to read the parking signs to ensure the day and time you wish to park is lawful. Always check that another restriction, such as 'Clearway zone 4.15 – 6pm Mon to Fri' or 'Taxi zone other times', will not come into effect during the time you intend to park.
- Make sure there is enough time for you to do what you need to do and return to your vehicle before your parking expires.

- Consider parking in car parks where you can pay when you leave, this is ideal when you are unsure of how much parking time is required, therefore you only pay for the time you park. Refer to the City's carpark website for further assistance www.cityofperthparking.com.au
- Ensure you have parked your vehicle within the lines or area permitted.
- Ensure your valid parking ticket or permit is clearly displayed before leaving your vehicle.
- If you are unsure whether you are allowed to park in an area or not then do not. Find somewhere that you know is appropriate for your needs.

Illegally parked vehicles

We patrol daily to encourage compliance with parking restrictions and fair access to parking for as many drivers as possible.

For urgent matters, for example, where a vehicle is blocking your driveway, please call 08 9461 3333 to report it and a parking officer will attend as soon as possible.

For full details regarding parking rules and regulations we recommend you refer to the City's website www.visitperth.com.au/getting-around/parking





City of Perth

27 St Georges Terrace, Perth WA 6000

GPO Box C120, Perth WA 6839

(08) 9461 3333 | info@cityofperth.wa.gov.au

www.visitperth.com.au

www.perth.wa.gov.au

